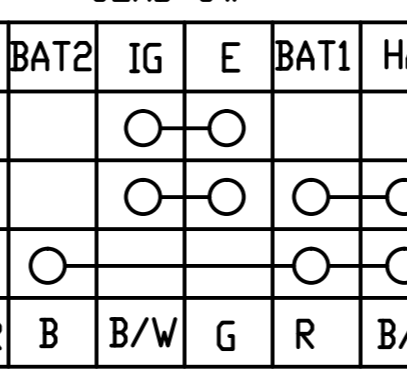
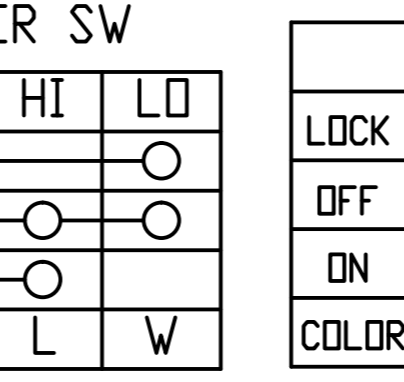
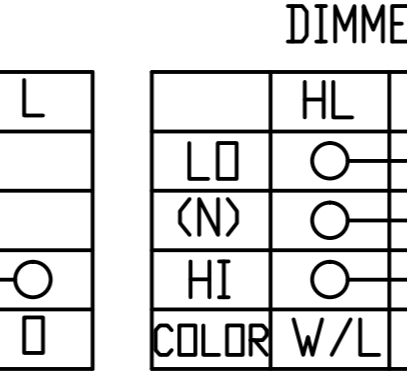
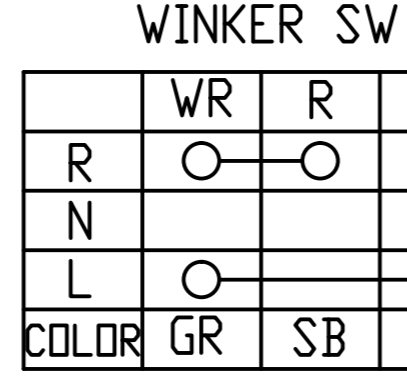
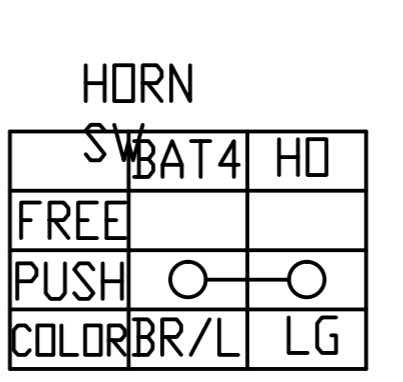
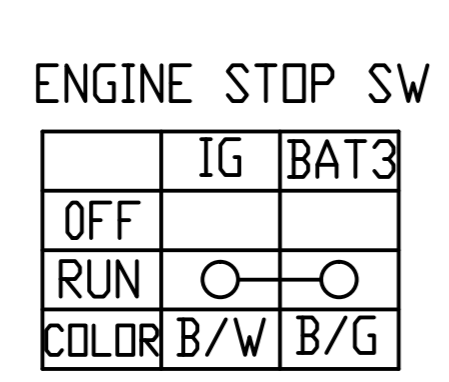
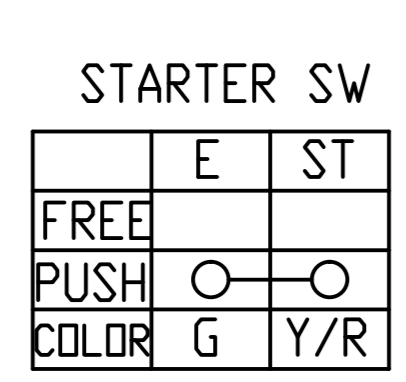
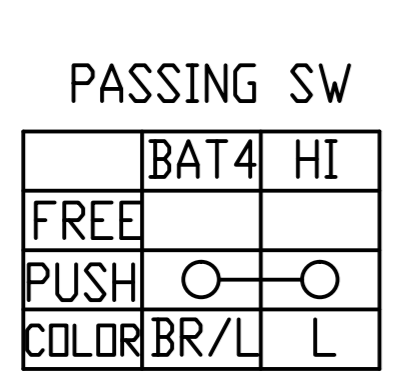
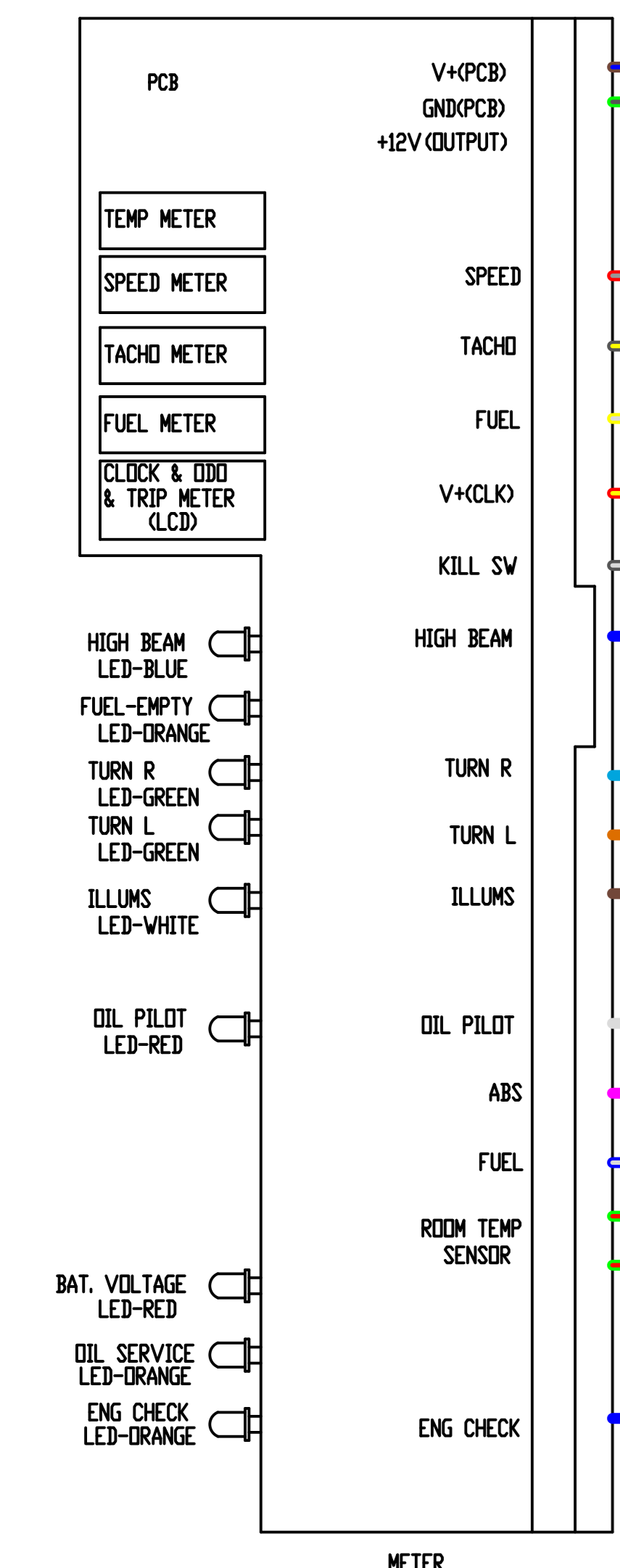
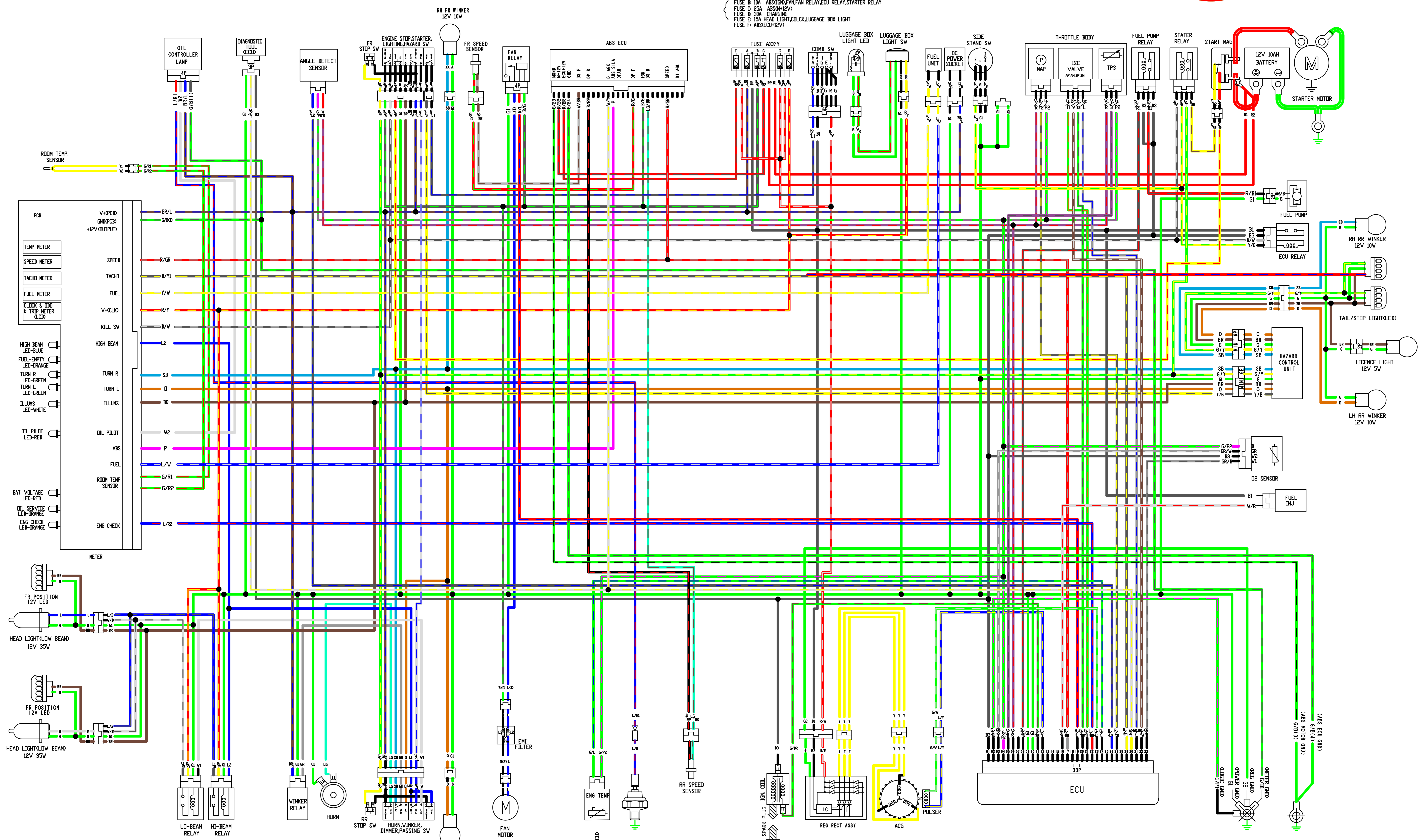


X-Town300 WIRING DIAGRAM



FUSE A: 15A WINKER,FR/RR STOP,HORN,METER,POSITION,DC POWER SOCKET,IDL CONTROLLER LAMP
 FUSE B: 10A ABS,IGN,FAN,FAN RELAY,ECU RELAY,STARTER RELAY
 FUSE C: 25A ABS(MH2V)
 FUSE D: 30A CHARGING
 FUSE E: 15A HEAD LIGHT,COLLECTOR,LUGGAGE BOX LIGHT
 FUSE F: ABS(12V)



PIN NO.	NAME	FUNCTION	PIN NO.	NAME	FUNCTION
01	IGP	IGNITION POWER	19	FAN	FAN RELAY
02	L01	LOGIC GROUND 1	20	TSGBP	IDEL SPEED CONTROL B
03	HEGO	HEGO SENSOR	21	TSGBP	IDEL SPEED CONTROL A
04	SG	SENSOR GROUND	22	MIL	MULTI INDICATOR LAMP
05	TH	THROTTLE POSITION SENSOR	23	CRK-N	CRANK PULSE SENSOR GND
06	VCC	SENSOR POWER OUTPUT(+5V)	24	TW	WATER TEMP. SENSOR
07	-	-	25	-	-
08	FLPR	FUEL PUMP RELAY	26	ROLL	ROLL SENSOR
09	PG1	POWER GROUND 1	27	PM	MANIFOLD PRESSURE SENSOR
10	PSZ	POWER GROUND 2	28	SOL	SOLENOID OUTPUT
11	IC	IGNITION COIL	29	NE	METER
12	CRK-P	CRANK PULSE SENSOR	30	X-LINE	DIAGNOSTIC TOOL
13	-	-	31	TSGBN	IDEL SPEED CONTROL / B
14	TA	AIR TEMP. SENSOR	32	TSGBN	IDEL SPEED CONTROL / A
15	TEST	-	33	HEGO HT	HEGO SENSOR HEATER
16	INJ	INJECTION	-	-	-
17	VSP	VEHICLE SPEED SENSOR	-	-	-
18	-	-	-	-	-